



Derivative Insights

03.01.2025



GEOJIT
PEOPLE YOU PROSPER WITH

Option OI Spectrum - Indices

MONTHLY	NIFTY		BANK NIFTY		SENSEX	
	Calls	Puts	Calls	Puts	Calls	Puts
H'st OI Chg	24200	23000	53000	51000	79000	79000
H'st OI	25000	24000	53000	51000	82800	79000
H'st Vol	25000	24000	51500	51000	79000	79000

Upcoming Expiry

WEEKLY	NIFTY		SENSEX		SENSEX Weekly	03.01.2025
	Calls	Puts	Calls	Puts		
H'st OI Chg	25400	23000	83000	78500	NIFTY Weekly	09.01.2025
H'st OI	25000	23000	81000	78500	SENSEX Monthly	28.01.2025
H'st Vol	25000	23800	81000	79000	BANK NIFTY Monthly	30.01.2025
					NIFTY Monthly	30.01.2025

Stock Futures in Focus

Future*	Pr Close	Pr % Chg	OI % Chg	Comments
POLICYBZR	2218.05	3.93	12.43	Long Buildup
JSL	688.75	-1.80	1.36	Short Buildup

Index F&O

	NIFTY		BANK NIFTY		SENSEX	
	Last	Chg	Last	Chg	Last	Chg
Near Future	24270	363	51876	382	80410	1125
Discount	81	-83	270	-163	466	-311
Straddle*	720	-68	1751	-92	590	-464

FII Activity in Index F&O

	Fut longs	Fut shorts	CE Longs	CE Shorts	PE Longs	PE Shorts
OI % Change	49.16	-3.77	-34.21	-28.69	-10.47	-12.56
Open Interest	64885	267231	719961	1046469	620019	686244

* Upcoming Expiry

Comments:

Nifty weekly contract has the highest open interest at 25000 CE and 23000 PE while monthly contracts have the highest open interest at 25000 CE and 24000 PE. The highest OI addition was seen at 25400 CE and 23000 PE in weekly and at 24200 CE and 23000 PE in monthly contracts. FIIs increased their future index long holdings by 49.16%, decreased future index shorts by 3.77% and in index options, 34.21% decrease in Call longs, 28.69% decrease in Call short, 10.47% decrease in Put longs and 12.56% decrease in Put shorts.

Stock Options

Upmoves Nearing Resistance

Ticker Symbol	CMP	Call strike
CIPLA	1537.9	1540
PFC	459.35	460
ABBOTINDIA	29956.7	30000
MOTHERSON	159.75	160
LUPIN	2396.1	2400

These stocks have shown uptrend, but await break of key resistance as indicated by the strike with the highest CE OI.

Consolidation Underway

Ticker Symbol	CMP	CE Strike	PE Strike	% Range
BSOFT	564.35	680	480	35.44
LTTS	4796	5600	4000	33.36
INDIAMART	2307.7	2650	1900	32.50
NYKAA	165.35	180	135	27.21
ABB	6891.7	8000	6200	26.12

These stocks are undergoing consolidation, unable to break beyond previous congestion points, as indicated by the CE and PE strikes with the highest OI. Given the distance between the key CE and PE strikes, upmoves/downmoves may take time to gain momentum.

Upside Breakout Underway

Ticker Symbol	CMP	Call strike
ZOMATO	284.6	250
IGL	425.75	400
COROMANDEL	1956.05	1900
MUTHOOTFIN	2256.9	2200
LAURUSLABS	613.1	600

These stocks have shown uptrend, and have just broken above resistance as indicated by the strike with the highest CE OI.

Downmoves Nearing Support

Ticker Symbol	CMP	Put strike
NESTLEIND	2200.2	2200
NAVINFLOUR	3301.7	3300
SBIN	801.2	800
JSWENERGY	641	640
LICI	902.35	900

Downtrend may have started for these stocks, but await break of support as indicated by the strike with the highest PE OI.

Narrow Range

Ticker Symbol	CMP	CE Strike	PE Strike	% Range
COROMANDEL	1956.05	1900	1880	1.02
BRITANNIA	4787.8	4850	4800	1.04
HDFCBANK	1793.75	1820	1800	1.11
PIIND	3719.4	3800	3750	1.34
MOTHERSON	159.75	160	157.5	1.56

These stocks are undergoing consolidation, in a narrow trading range as indicated by the strikes with the highest CE and PE OI. Potential candidates for buying straddles/strangles in anticipation of breakout

Downside Breakout Underway

Ticker Symbol	CMP	Put strike
SAIL	114.05	145
BHEL	232.75	290
NMDC	67.69	83.35
ACC	2070.15	2400
AMBUJACEM	549.85	600

These stocks have shown downtrend, and have just broken below support as indicated by the strike with the highest PE OI, pointing to more downsides.

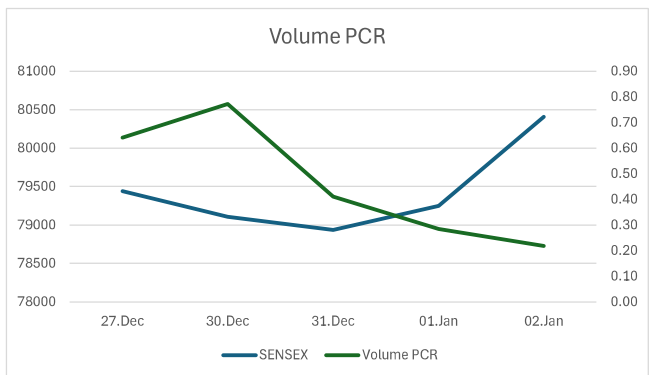
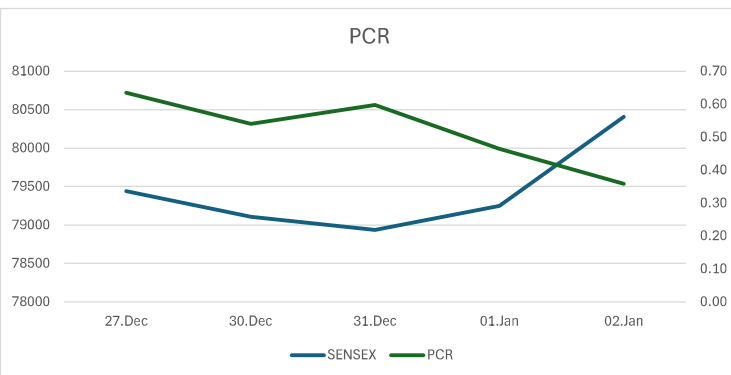
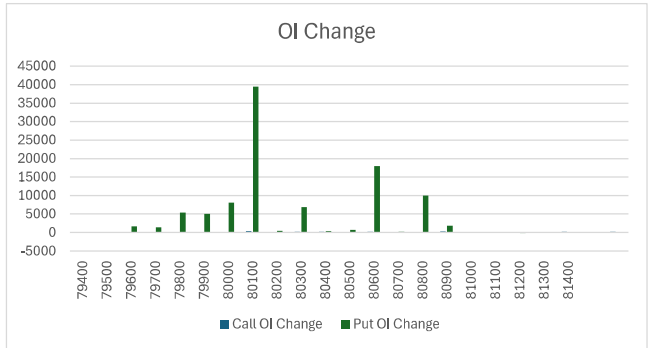
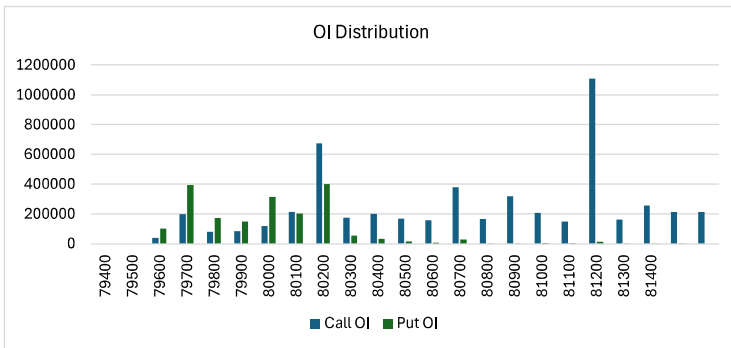
Stock Futures

Long buildup			Short covering			Short buildup			Long unwinding		
Scripcode	Prc%	OI%	Scripcode	Prc%	OI%	Scripcode	Prc%	OI%	Scripcode	Prc%	OI%
EICHERMOT	8.72	20.09	CHOLAFIN	7.04	-0.57	PETRONET	-5.67	18.88	LALPATHLAB	-1.42	-1.70
BAJAJFINSV	7.60	5.13	ASHOKLEY	5.68	-4.00	ATGL	-1.87	5.53	CROMPTON	-0.91	-0.41
OIL	6.20	12.30	GRASIM	3.97	-2.30	JSL	-1.80	1.36	MANAPPURAM	-0.50	-1.39
BAJFINANCE	6.17	1.18	FEDERALBNK	3.15	-1.02	ANGELONE	-1.71	8.03	ABB	-0.24	-0.27
MARUTI	5.52	5.62	HEROMOTOCO	3.07	-0.97	INDIGO	-1.27	4.34	ABBOTINDIA	-0.18	-0.65
M&M	4.24	1.99	LTF	2.98	-0.42	PAYTM	-0.60	4.80	APOLLOTYRE	-0.07	-0.14
POLICYBZR	3.93	12.43	M&MFIN	2.85	-1.36	JSWENERGY	-0.54	3.08			
BAJAJ-AUTO	3.89	0.24	PEL	2.81	-2.74	CYIENT	-0.51	5.18			
INFY	3.65	4.29	ABCAPITAL	2.73	-1.56	KPITTECH	-0.50	2.73			

SENSEX Expiry Insights

CALL							PUT								
OI Advance			OI Decline			Most Active		OI Advance			OI Decline			Most Active	
Strike	OI	OI Chg	Strike	OI	OI Chg	Strike	Volume	Strike	OI	OI Chg	Strike	OI	OI Chg	Strike	Volume
83000	906910	612140	78600	37730	-104880	81000	15134490	78500	1001660	792380	74300	16000	-18790	78000	10674840
81000	1108900	575300	79000	212110	-104650	80000	12911660	78000	886520	652940	73900	4480	-7940	79000	9034090
86100	487650	444460	78700	33740	-72420	79500	7809690	77000	762370	573230	76600	53520	-7470	78500	8570050
82000	695530	427270	78500	68270	-71160	80500	7762980	79000	692460	519460	74500	107790	-5220	77000	7694350
80000	673830	363840	78000	36800	-25310	81500	7226920	76500	711170	518410	73300	13490	-3430	77500	6571760

Option Spectrum													
Call							Put						
Comments	Volume	Price	OI	OI%Chg	Price%	Strike	Price%	OI%Chg	OI	Price	Volume	Comments	
Long Addition	2857330	683.55	40200	18.51	216.75	79400	-87.09	1687.85	101550	126.15	2156550	Short Addition	
Long Addition	7809690	601.05	197360	20.24	217.6	79500	-85.77	1400.65	394520	146.45	5902030	Short Addition	
Long Addition	4175670	527.1	79140	98.1	220.33	79600	-84.65	5463.87	172480	170.4	2775640	Short Addition	
Long Addition	4830400	455.1	84290	104.49	220.49	79700	-82.89	5046.18	148210	198.55	3067880	Short Addition	
Long Addition	5303260	389.05	117520	163.03	218.37	79800	-81.57	8151.05	315190	233.15	3315610	Short Addition	
Long Addition	5328600	329.95	214850	382.27	214.39	79900	-79.42	39490.2	201910	273.65	2566310	Short Addition	
Long Addition	12911660	276.8	673830	117.37	208.76	80000	-77.35	474.44	400560	320.95	3586320	Short Addition	
Long Addition	4000660	235.4	174120	233.44	209.13	80100	-74.42	6880.52	53750	378.5	608350	Short Addition	
Long Addition	4139560	198.9	200860	229.17	211.02	80200	-73.86	448.88	31780	441.6	353040	Short Addition	
Long Addition	3814440	167.15	167810	75.46	211.27	80300	-70.53	716.32	15510	509.75	164290	Short Addition	
Long Addition	3908750	141.4	157390	243.57	212.49	80400	-68.99	17950	7220	582.85	82320	Short Addition	
Long Addition	7762980	117.85	378690	66.88	210.95	80500	-64.79	280.77	27720	659.4	211090	Short Addition	
Long Addition	4149890	97.6	164930	88.41	211.32	80600	-64.07	10000	1010	739.9	5020	Short Addition	
Long Addition	4873570	79.8	320840	313.77	211.72	80700	-59.42	1820	960	821.75	2770	Short Addition	
Long Addition	4236350	65.45	207490	157.56	208.73	80800	-	-	5270	904	8840	-	
Long Addition	3828930	51.05	149950	57.25	193.39	80900	-	-	2690	993.95	2890	-	
Long Addition	15134490	40.4	1108900	107.81	188.57	81000	-52.93	-11.86	13820	1084	39650	Long Unwinding	
Long Addition	3671340	31.8	161610	123.9	172.96	81100	-	-	10	1951.4	10	-	
Long Addition	4200790	24.45	258150	270.69	157.37	81200	-48.52	166.67	80	1266.2	840	Short Addition	
Long Addition	3753200	19.45	213640	110.65	140.12	81300	-	-	50	1512.8	50	-	
Long Addition	2783450	14.8	214700	262.36	120.9	81400	-	-	-	-	-	-	



DISCLAIMERS & DISCLOSURES:

CERTIFICATION

I, Tency N. Kurien, analyst of Geojit Financial Services Limited, hereby certify that all the views expressed in this research report reflect our personal views about any or all of the subject issuer or securities. This report has been prepared by the Research Team of Geojit Financial Services Limited.

COMPANY OVERVIEW

Geojit Financial Services Limited, a public listed company, with Corporate Identification Number (CIN): L67120KL1994PLC008403 and SEBI Registration Number – Research Entity: INH200000345, having its registered office at 11th Floor, 34/659– P, Civil Line Road, Padivattom, Kochi, Kerala, India, 682024 is engaged in the services of retail broking, depository services, portfolio management and marketing investment products including mutual funds, insurance, etc. Geojit Financial Services Limited as a SEBI registered Research Entity, prepares and shares research data and reports periodically with clients, investors, stake holders and general public in compliance with the Securities and Exchange Board of India Act, 1992, the Securities and Exchange Board Of India (Research Analysts) Regulations, 2014 and/or any other applicable directives, instructions or guidelines issued by the Regulators from time to time.

DISTRIBUTION OF REPORTS

This document is not for public distribution and has been furnished to you solely for your information and must not be reproduced or redistributed to any other person. Geojit Financial Services Limited will not treat the recipients of this report as clients by virtue of their receiving this report.

GENERAL REPRESENTATION

The research reports do not constitute an offer or solicitation for the purchase or sale of any financial instruments, inducements, promise, guarantee, warranty, or as an official confirmation of any transaction or contractual obligations of any kind. This report is provided for assistance only and is not intended to be and must not alone be taken as the basis for an investment decision. The information contained herein is from publicly available data or other sources believed to be reliable, but we do not represent that it is accurate or complete and it should not be relied on as such. We have also reviewed the research report for any untrue statements of material facts or any false or misleading information. While we endeavour to update on a reasonable basis the information discussed in this material, there may be regulatory, compliance, or other reasons that prevent us from doing so.

RISK DISCLOSURE

Geojit Financial Services Limited and/or its affiliates and its officers, directors and employees including the analyst/authors shall not be in any way held responsible for any loss or damage that may arise to any person from any inadvertent error in the information contained in this report. Investors may lose his/her entire investment under certain market conditions, so before acting on any advice or recommendation in this material, investors should consider whether it is suitable for their particular circumstances and, if necessary, seek professional advice. This report does not take into account the specific investment objectives, financial situation/circumstances and the particular needs of any specific person who may receive this document. The user assumes the entire risk of any use made of this information. Each recipient of this report should make such investigation as it deems necessary to arrive at an independent evaluation of an investment in the securities of companies referred to in this report (including the merits and risks involved). The price, volume and income of the investments referred to in this report may fluctuate and investors may realize losses that may exceed their original capital.

TECHNICAL DISCLAIMER

We have prepared this report based on information believed to be reliable. The recommendations herein are based on 12-month horizon, unless otherwise specified. The investment ratings are on absolute positive/negative return basis. It is possible that due to volatile price fluctuation in the near to medium term, there could be a temporary mismatch to rating. For reasons of valuations/return/lack of clarity/event we may revisit rating at appropriate time. The stocks always carry the risk of being upgraded to buy or downgraded to a hold, reduce or sell. The opinions expressed are subject to change, but we have no obligation to tell our clients when our opinions or recommendations change. This report is non-inclusive and does not consider all the information that the recipients may consider material to investments. This report is issued by Geojit Financial Services Ltd without any liability/undertaking/commitment on the part of itself or any of its entities. We may have issued or may issue on the companies covered herein, reports, recommendations or information which is contrary to those contained in this report. The securities described herein may not be eligible to all categories of investors. Reports based on technical analysis is focused on studying charts of a stock's price movement and trading volume, as opposed to focusing on a company's fundamentals and as such, may not match with a report on a company's fundamentals. We may have issued or may issue on the companies covered herein, reports, recommendations or information which is contrary to those contained in this report. Opinions expressed herein are our current opinions as of the date appearing on this report only.

Registration granted by SEBI, membership of BASL (in case of IAs) and certification from NISM in no way guarantee performance of the intermediary or provide any assurance of returns to investors.

JURISDICTION

The securities described herein may not be eligible for sale in all jurisdictions or to all categories of investors. The countries in which the companies mentioned in this report are organized may have restrictions on investments, voting rights or dealings in securities by nationals of other countries. Distributing/taking/sending/dispatching/transmitting this document in certain foreign jurisdictions may be restricted by law, and persons into whose possession this document comes should inform themselves about and observe any such restrictions. Failure to comply with this restriction may constitute a violation of any foreign jurisdiction laws. Foreign currencies denominated securities are subject to fluctuations in exchange rates that could have an adverse effect on the value or price of or income derived from the investment. Investors in securities such as ADRs, the value of which are influenced by foreign currencies effectively assume currency risk.

REGULATORY DISCLOSURES:

Geojit Financial Services Ltd.'s subsidiaries consists of companies such as Geojit Technologies Private Limited (GTPL- Software Solutions provider), Geojit Credits Private Limited (GCPL- NBFC Services provider), Geojit Techloan Private Limited, Geojit IFSC Limited, Geojit Investments Limited and Qurum Business Group Geojit Securities LLC. Associate Companies of Geojit Financial Services Limited include Barjeel Geojit Financial Services LLC, Aloula Geojit Capital Company and, BBK Geojit Business Consultancy and Information KSC (C). and In the context of the SEBI Regulations on Research Analysts (2014), Geojit Financial Services Limited affirms that we are a SEBI registered Research Entity and in the course of our business as a stock market intermediary, we issue research reports /research analysis etc that are prepared by our Research Analysts. We also affirm and undertake that no disciplinary action has been taken against us or our Analysts in connection with our business activities.

In compliance with the above-mentioned SEBI Regulations, the following additional disclosures are also provided which may be considered by the reader before making an investment decision:

1. Disclosures regarding Ownership*:

Geojit Financial Services Limited confirms that:

(i) Geojit Financial Services Limited /its associates do not have financial interest in relation to the subject company (ies) covered herein/ has no other material conflict in relation to subject company, at the time of publication of the research report.

It/its associates have no actual beneficial ownership greater than 1% in relation to the subject company (ies) covered herein, at the end of the month immediately preceding the date of publication of the research report

Further, the Analyst confirms that:

(i) he, his associates and his relatives may have stock holding in the securities covered herein, but do not have any other financial interest, or other material conflict in the same, at the time of publication of the research report.

(ii) he, his associates and his relatives have no actual/beneficial ownership greater than 1% in the subject company covered, at the end of the month immediately preceding the date of publication of the research report

2. Disclosures regarding Compensation:

During the past 12 months, Geojit Financial Services Limited or its Associates:

(a) Have not received any compensation from the subject company; (b) Have not managed or co-managed public offering of securities for the subject company (c) Have not received any compensation for investment banking or merchant banking or brokerage services from the subject company (d) Have not received any compensation for products or services, other than investment banking or merchant banking or brokerage services from the subject company. (e) Have not received any compensation or other benefits from the subject company or third party in connection with the research report (f) The subject company is / was not a client during twelve months preceding the date of distribution of the research report, unless notified.

3. Disclosure by Geojit Financial Services Limited regarding the compensation paid to its Research Analyst:

Geojit Financial Services Limited hereby confirms that no part of the compensation paid to the persons employed by it as Research Analysts is based on any specific brokerage services or transactions pertaining to trading in securities of companies contained in the Research Reports.

4. Disclosure regarding the Research Analyst's connection with the subject company:

It is affirmed that, I, Tency N. Kurien, analyst of Geojit Financial Services Limited have not served as an officer, director or employee of the subject company.

5. Disclosure regarding Market Making activity:

Neither Geojit Financial Services Limited /its Analysts have engaged in market making activities for the subject company.

Please ensure that you have read the "Risk Disclosure Documents for Capital Market and Derivatives Segments" as prescribed by the Securities and Exchange Board of India before investing.

GRIEVANCE REDRESSAL

Compliance Officer

Ms. Indu K.

Geojit Financial Services Limited,

34/659 P, Civil Lane Road, Padivattom, Kochi – 682024

Tele: 0484-2901367 Email: compliance@geojit.com

Grievance Officer

Mr Nitin K

Geojit Financial Services Limited, 34/659 P, Civil Lane Road, Padivattom, Kochi – 682024

Tele: 0484-2901363 Email : grievances@geojit.com

STANDARD WARNING

Investment in securities market are subject to market risks. Read all the related documents carefully before investing.